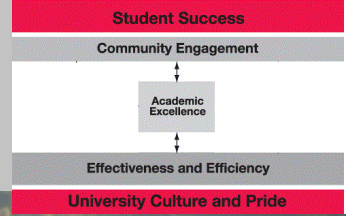


Board of Trustees

Finance and Administration Committee Meeting



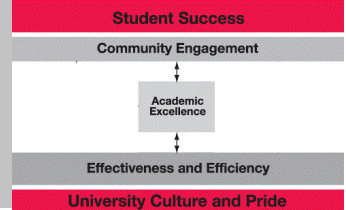
Status of Major Capital Improvements

September 2014



Board of Trustees

Finance and Administration Committee Meeting



- Quarterly Project Report provided in Board materials

Project	Funding	Restore the Core II	Strategic Plan Goal(s)	Size	Construction		Bid Date	HUB Participation	Construction Complete	Notes	Direct Jobs	Indirect Jobs	Induced Jobs	Total
					Total Budget	Budget								
Center for Design Innovation	State COPS/Appropriations		Community Engagement Academic Excellence	24,000 SF	\$13.3M	\$8.95 M	August 26, 2013	29%	February 2015	Construction in progress.				
North Entry Parking Deck & Bridge	Student Fee		Efficiency & Effectiveness	99,000 sf; 272 cars; bridge to Lowery St.	\$7M	\$5.8M	Fall 2014		Fall 2015	Design Development documents reviewed. Norfolk Southern approved Preliminary Plans, 5/12/14.	83	41	124	248
Performance Energy Contract Phase 2	Avoided energy and water costs repay 20-year loan		Efficiency & Effectiveness	campus wide	\$6.0M	\$5.2M	Late Summer 2014		12 month construction	Investment Grade Audit (IGA) report under review.	55	28	83	165
Residence Hall - Freshman Living/Learning	Housing Receipts		Student Success & Academic Excellence	74,200 sf 288 beds	\$20.8M	\$16M	February 2015		April 2016	Design Development submittal to State Construction 7/31/14. .	49	25	74	148
Hauser Hall for Bands and Music	Gift Funds, Federal Title III Grant & RTC Phase II Student Fee	Yes	Academic Excellence, and Efficiency & Effectiveness	27,000 sf + 6,000 sf addition	\$12M	\$8.9M	Fall 2015		12-18 mo construction	Designer Selection process completed.	152	76	228	456
Physical Plant for Art & Visual Studies	Gift Funds, Federal Title III Grant, R&R Funds, & RTC Phase II Student Fee	Yes	Academic Excellence, and Efficiency & Effectiveness	16,840 sf	\$15M	\$11M	Fall 2015		12-15 mo construction	Designer Selection process completed.	85	42	127	254
Bowman Gray, Civitan and Pedestrian Bridge	Student Fee (seeking City funds for bridge)		University Culture & Pride Efficiency & Effectiveness	30,000 SF 94 acres	\$7.5M	N/A	acquisition pending		N/A	Some selective renovation post-acquisition	105	52	157	314
Sciences Building	Appropriation (for Design)		Academic Excellence	120,000 SF	\$60M	\$42M	will hold		24 months	Construction documents completed. Will not bid until construction funds (state appropriations) are secured.				
											399	200	599	1197
				397,040 SF of new or renovated space	\$141.6M	\$97.85M					927	464	1391	2782
SEPT 2014 BOT														

Board of Trustees

Finance and Administration Committee Meeting



Center for Design Innovation



- Exterior surface material installation almost complete.
- Site lights, sidewalks in process.
- Information technology work to be bid.
- Construction completion February 2015.

North Entry Parking Deck & Bridge



- **Parking deck (272 cars; 4 levels)
Vehicular and pedestrian bridge will connect Cromartie St. to Lowery property.
Design Development documents submitted to State Construction.
Norfolk Southern has approved preliminary plans**

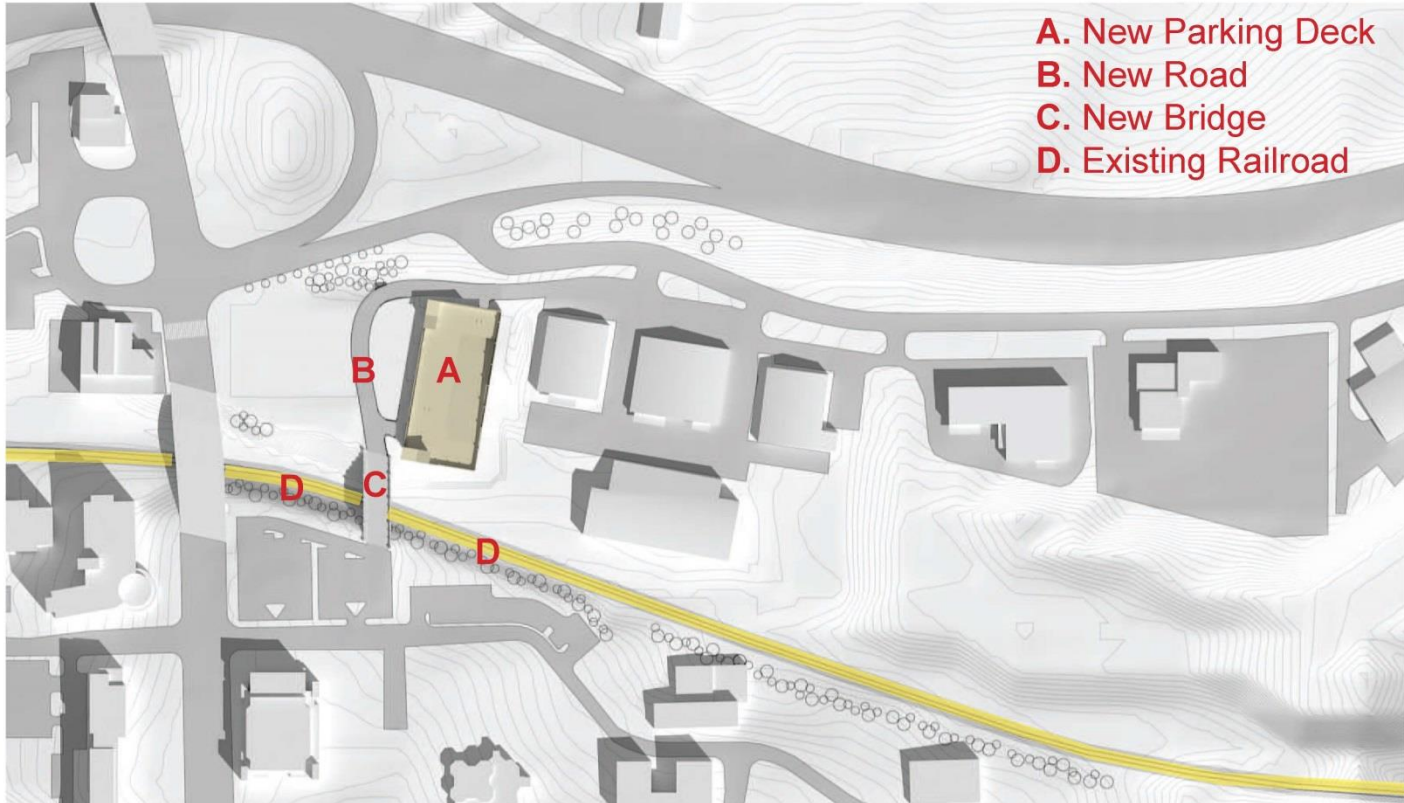
Board of Trustees

Finance and Administration Committee Meeting

Winston Salem State University

Parking Deck & Bridge

10.08.2013



Performance Energy Contract –Phase 2

- **Academic and Administrative Buildings**
- **Residence Halls**
- **Avoided energy and water costs repay 20-year loan**
- **Investment Grade Audit by Honeywell under review**
- **Approximate \$6.0M total project budget and \$5.2M total construction cost.**
- **12 month construction period; anticipate start January 2015**

Board of Trustees

Finance and Administration Committee Meeting

Residence Hall – Phase II



- **74,200 sf; 288 beds. \$20.8M total project budget.**
- **Design Development documents submitted to State Construction.**
- **Building construction bid February 2015.**
- **Construction completion April 2016.**

Board of Trustees

Finance and Administration Committee Meeting

Hauser Hall for Band and Music



- **Renovate 27,000sf and a 6,000sf addition. Relocate Music department.**
- **Offices, music labs, practice rooms**
- **Designer Selection process completed.**
- **12-18 month construction timeframe.**

Physical Plant for Art & Visual Studies



- **Renovate 16,840 sf. Relocate Art & Visual Studies department.**
- **Offices, labs, classrooms, gallery**
- **Designer Selection completed.**
- **12-15 month construction timeframe.**

Board of Trustees

Finance and Administration Committee Meeting

Sciences Building



- **Construction documents completed in February.**
- **Awaiting appropriation of construction funds.**

Board of Trustees

Finance and Administration Committee Meeting

Bowman Gray Stadium – Update



- The City has a purchase option from the State Property Office.
- The option is for the asking price but requires a Brownfield Agreement (6-24 months) prior to deed transfer.

Board of Trustees

Finance and Administration Committee Meeting

STATEMENT OF GENERAL FUND EXPENDITURES

July 1, 2013 – June 30, 2014

FUNDING SOURCES	AUTHORIZED BUDGET	ACTUAL EXPENSES & RECEIPTS YEAR-TO-DATE	BALANCE	YEAR- TO- DATE %
TOTAL BUDGET	\$90,700,517	\$88,902,086	\$1,798,431	98%
GENERAL FUND (STATE APPROPRIATIONS)	\$65,447,760	\$65,447,759	\$1	100%
RECEIPTS (TUITION & FEES)	\$25,252,757	\$23,454,327	\$1,798,430	93%

Board of Trustees

Finance and Administration Committee Meeting

STATEMENT OF GENERAL FUND EXPENDITURES

July 1, 2013 – June 30, 2014

SUMMARY BY PROGRAM	AUTHORIZED BUDGET	YEAR-TO- DATE ACTUAL	BALANCE	% YEAR- TO-DATE
101 REGULAR TERM INSTRUCTION	43,945,272	43,888,255	57,017	100%
102 SUMMER TERM INSTRUCTION	1,984,513	1,880,966	103,547	95%
103 EXTENSION INSTRUCTION	50,000	27,449	22,551	55%
142 COMMUNITY SERVICES	97,640	97,225	415	100%
151 LIBRARIES	3,668,899	3,154,189	514,710	86%
152 GENERAL ACADEMIC SUPPORT	4,776,169	4,725,555	50,614	99%
160 STUDENT SERVICES	4,361,222	4,173,033	188,189	96%
170 INSTITUTIONAL SUPPORT	13,161,289	12,888,447	272,842	98%
180 PHYSICAL PLANT OPERATIONS	13,833,087	13,343,895	489,192	96%
230 STUDENT FINANCIAL AID	4,822,426	4,328,973	493,453	90%
252 OTHER RESERVES	-	394,099	(394,099)	-
TOTAL	\$90,700,517	\$88,902,086	\$1,798,431	98%

Board of Trustees

Finance and Administration Committee Meeting

COMPARISON OF GENERAL FUND EXPENDITURES

July 1, 2013 – June 30, 2014

SUMMARY BY PROGRAM	Year-to-Date Current Year June 30, 2014	Year-to-Date Prior Year June 30, 2013	Variance
101 REGULAR TERM INSTRUCTION	43,888,255	44,804,559	(916,304)
102 SUMMER TERM INSTRUCTION	1,880,966	2,043,241	(162,275)
103 EXTENSION INSTRUCTION	27,449	33,807	(6,358)
142 COMMUNITY SERVICES	97,225	42,172	55,053
151 LIBRARIES	3,154,189	3,724,643	(570,454)
152 GENERAL ACADEMIC SUPPORT	4,725,555	4,686,667	38,888
160 STUDENT SERVICES	4,173,033	4,406,134	(233,101)
170 INSTITUTIONAL SUPPORT	12,888,447	13,106,148	(217,701)
180 PHYSICAL PLANT OPERATIONS	13,343,895	14,220,837	(876,942)
230 STUDENT FINANCIAL AID	4,328,973	3,752,608	576,365
252 OTHER RESERVES	394,099	-	394,099
TOTAL EXPENDITURES	\$88,902,086	\$90,820,816	(\$1,918,730)

Board of Trustees

Finance and Administration Committee Meeting

COMPARISON OF GENERAL FUND EXPENDITURES

July 1, 2013 – June 30, 2014

SUMMARY BY ACCOUNT	Year-to-Date Current Year June 30, 2014	Year-to-Date Prior Year June 30, 2013	Variance
1000 PERSONNEL COMPENSATION	72,583,541	73,390,372	(806,831)
2000 SUPPLIES AND MATERIALS	1,330,302	1,816,538	(486,236)
3000 CURRENT SERVICES	5,156,521	6,089,888	(933,367)
4000 FIXED CHARGES	2,312,418	2,443,543	(131,125)
5000 CAPITAL OUTLAY	2,238,044	2,762,001	(523,957)
6000 AIDS AND GRANTS	4,252,973	3,681,608	571,365
7000 DEBT SERVICE	469,758	435,160	34,598
8000 TRANSFERS AND RESERVES	558,529	201,706	356,823
TOTAL EXPENDITURES	\$88,902,086	\$90,820,816	(\$1,918,730)

Board of Trustees

Finance and Administration Committee Meeting

COMPARISON OF GENERAL FUND RECEIPTS

July 1, 2013 – June 30, 2014

SUMMARY BY PROGRAM	Year-to-Date Current Year June 30, 2014	Year-to-Date Prior Year June 30, 2013	Variance
101 REGULAR TERM INSTRUCTION	124,015	48,280	75,735
102 SUMMER TERM INSTRUCTION	2,389,905	2,468,404	(78,499)
103 EXTENSION INSTRUCTION	27,449	51,022	(23,573)
151 LIBRARIES	8,095	(702)	8,797
160 STUDENT SERVICES	291,295	364,665	(73,370)
170 INSTITUTIONAL SUPPORT	(181,365)	(293,261)	111,896
180 PHYSICAL PLANT OPERATIONS	767,832	524,644	243,188
252 OTHER RESERVES	-	79	(79)
990 MULTI-ACTIVITY	20,027,101	19,197,345	829,756
TOTAL RECEIPTS	\$23,454,327	\$22,360,476	\$1,093,851

Board of Trustees

Finance and Administration Committee Meeting

STATEMENT OF AUXILIARY SERVICES

July 1, 2013 – June 30, 2014

FUND	EXPENSE BUDGET	BEGINNING BALANCE	RECEIPTS COLLECTED	YTD ACTUAL EXPENSES	ENDING CASH BALANCE
Athletics Fund Division I – FY09-10	-	(3,854,904)	-	-	(3,854,904)
Athletics Fund Division II – FY10-11	-	(1,495,535)	-	-	(1,495,535)
Athletics Fund Division II – FY11-12	-	1,235	-	-	1,235
Athletics Fund Division II – FY12-13	-	(859,739)	-	-	(859,739)
Athletics Fund Division II– FY13-14	4,300,000	-	2,547,441	4,215,789	(1,668,348)
Food Service	5,775,369	1,077,812	5,765,159	6,635,368	207,603
Campus Book Store	121,048	25,755	257,573	121,047	162,281
Copier Management/Xerox	1,030,588	496,585	753,232	873,907	375,910
Health Service	1,649,729	1,948,067	1,101,004	1,342,225	1,706,846
Housing Service	11,963,643	7,308,871	12,686,556	11,864,760	8,130,667
One Card Office	193,035	73,137	101,438	178,524	(3,949)
Student Extracurricular Activities	2,572,405	1,365,165	2,258,616	2,572,404	1,051,377
Educational & Technology Fee (I.T.)	1,955,677	308,198	1,845,903	1,681,850	472,251
TOTAL	\$29,561,494	\$6,394,647	\$27,316,922	\$29,485,874	\$4,225,695

Board of Trustees

Finance and Administration Committee Meeting

STATEMENT OF BUSINESS ENTERPRISES

July 1, 2013 – June 30, 2014

FUND	EXPENSE BUDGET	BEGINNING BALANCE	RECEIPTS COLLECTED	YTD ACTUAL EXPENSES	ENDING CASH BALANCE
Auxiliary Admin/Ticket Office	631,597	258,452	741,903	597,975	402,380
Central Transportation Fleet	220,000	-	221,574	239,930	(18,356)
Conference Facility Rentals	262,179	242,417	81,197	67,545	256,069
Food Court	134,987	55,049	103,015	134,987	23,077
Logo Licensing	40,000	53,673	11,168	39,020	25,821
Telecommunication (Phones)	1,309,065	806,720	907,855	1,261,512	453,063
Vehicle Registration/Fines	667,756	349,298	761,198	552,977	557,519
Vending Machines	165,444	56,431	142,504	165,443	33,492
TOTAL	\$3,431,028	\$1,822,040	\$2,970,414	\$3,059,389	\$1,733,065
GRAND TOTAL (Auxiliary/Business Enterprises)	\$32,992,522	\$8,216,687	\$30,287,336	\$32,545,263	\$5,958,760
Budget Performance Assessment			91%	99%	

Board of Trustees

Finance and Administration Committee Meeting

Summary of Revenues and Expenditures

As of June 30, 2014

As of June 30, 2013

	As of June 30, 2014			As of June 30, 2013			Actual
	Budget	Actual	Balance	Budget	Actual	Balance	Variance
Revenues:							
State Appropriations	\$65,447,760	\$65,447,759	(\$1)	\$68,460,341	\$68,460,340	(\$1)	(\$3,012,581)
State Receipts	25,252,757	23,454,327	(\$1,798,430)	24,840,910	22,360,476	(2,480,434)	1,093,851
Aux/Bus Enterprises	33,111,838	30,287,336	(\$2,824,502)	29,722,200	29,527,917	(194,283)	759,419
Total Revenue	\$123,812,355	\$119,189,422	(\$4,622,933)	\$123,023,451	\$120,348,733	(\$2,674,718)	(\$1,159,311)
Expenditures:							
State Funds	\$90,700,517	\$88,902,086	\$1,798,431	\$93,301,251	\$90,820,816	\$2,480,435	(\$1,918,730)
Aux/Bus Enterprises	32,992,522	32,545,263	\$447,259	31,556,103	29,306,584	2,249,519	3,238,679
Total Expenditures	\$123,693,039	\$121,447,349	\$2,245,690	\$124,857,354	\$120,127,400	\$4,729,954	\$1,319,949
Revenue/Expenditure Variance		(\$2,257,927)				\$221,333	